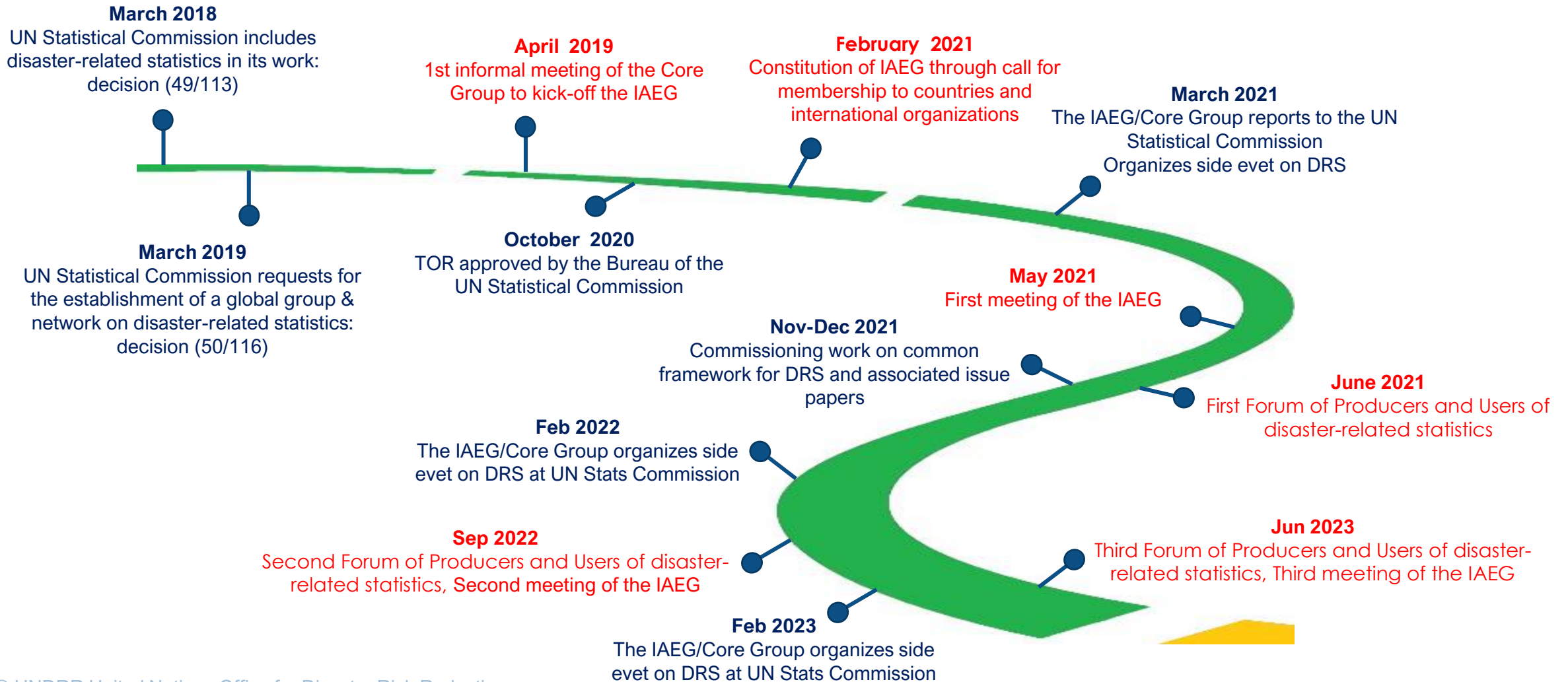


# Work of the Inter-Agency and Expert Group (IAEG) on Disaster-related Statistics and the Implementation of Sendai Framework

10<sup>th</sup> Meeting of the Expert Group on Environment Statistics  
3 October 2023



# Inter Agency & Expert Group: A Road Map and Timeline



# Disaster-related Statistics under consideration by Member States

---

- UN General Assembly:
  - 2017: Endorsed OIEWG recommendation to develop standards for disaster-related data and statistics including with engagement of national disaster risk reduction offices and national statistical offices (UNGAA/71/276).
- UN Statistical Commission:
  - 2018: Welcomed a greater focus on disaster-related statistics (49th Session, Decision 49/113).
  - 2019: Requested for the establishment of a mechanism to develop a common framework on disaster-related statistics (50th Session, Decision 50/116).
  - 2020: An inter-agency and expert group (IAEG) was established; Terms of Reference of which was approved by the Bureau of the UN Statistical Commission.
  - 2021 and 2023: Notes by the Secretary-General submitted to the Commission for information

# Progress in advancing a common statistical framework

- The IAEG developed three issue papers on priority research topics:
  1. **Economic losses attributed to disasters;**
  2. **Disaster risk reduction expenditure satellite accounting;**
  3. **Environmental and ecosystem-related disaster losses.**
- Also in development is an annotated structure of the **Global Common Statistical Framework for Disaster-related Statistics.**
- Conducted a review of existing guidance, including:
  - Disaster-related statistics framework published by ESCAP,
  - Recommendations on the role of NSOs in disaster-related statistics published by ECE
  - Hazard Definition and Classification Review and Hazard Information Profiles developed by UNDRR and the International Science Council.



# Key messages of the Third Expert Forum as relevant for IAEG-DRS

---

- **Promote learning by doing:** Testing the emerging common statistical framework at the country level among both low- and high-income countries.
- Continued development on **standard definitions** for disaster-related statistics.
- Strengthened **collaboration** between the statistics and disaster risk reduction (DRR) communities starting with the national statistical offices (NSOs) and national DRR offices (NDMOs).
- Stronger partnerships linking **DRR, climate change**, and **geospatial** communities.
- Enhanced data collection, analysis, and reporting on disaster-related statistics.
- Emphasis on **prevention** and risk reduction alongside **response**.
- Recognition to the importance of **hazard classification** and Hazard Information Profiles (HIPs) in the national context to policy makers.
- **Breaking down silos** and facilitating the creation of detailed and open datasets.
- All stakeholder should be actively involved and participate.
- **Resource constraint** was a critical challenge: Better utilize current resources while exploring new opportunities and approaches.



# Official DRR statistics: Sendai Framework Monitor

**Target A:** Substantially reduce global mortality by 2030



**Target B:** Substantially reduce the number of affected people globally



**Target C:** Reduce direct disaster economic losses in relation to global gross domestic product (GDP)



**Target D:** Reduce disaster damage to critical infrastructure and basic services disruptions



**Target E:** Increase national and local disaster risk reduction strategies



**Target F:** Enhance international cooperation for disaster reduction



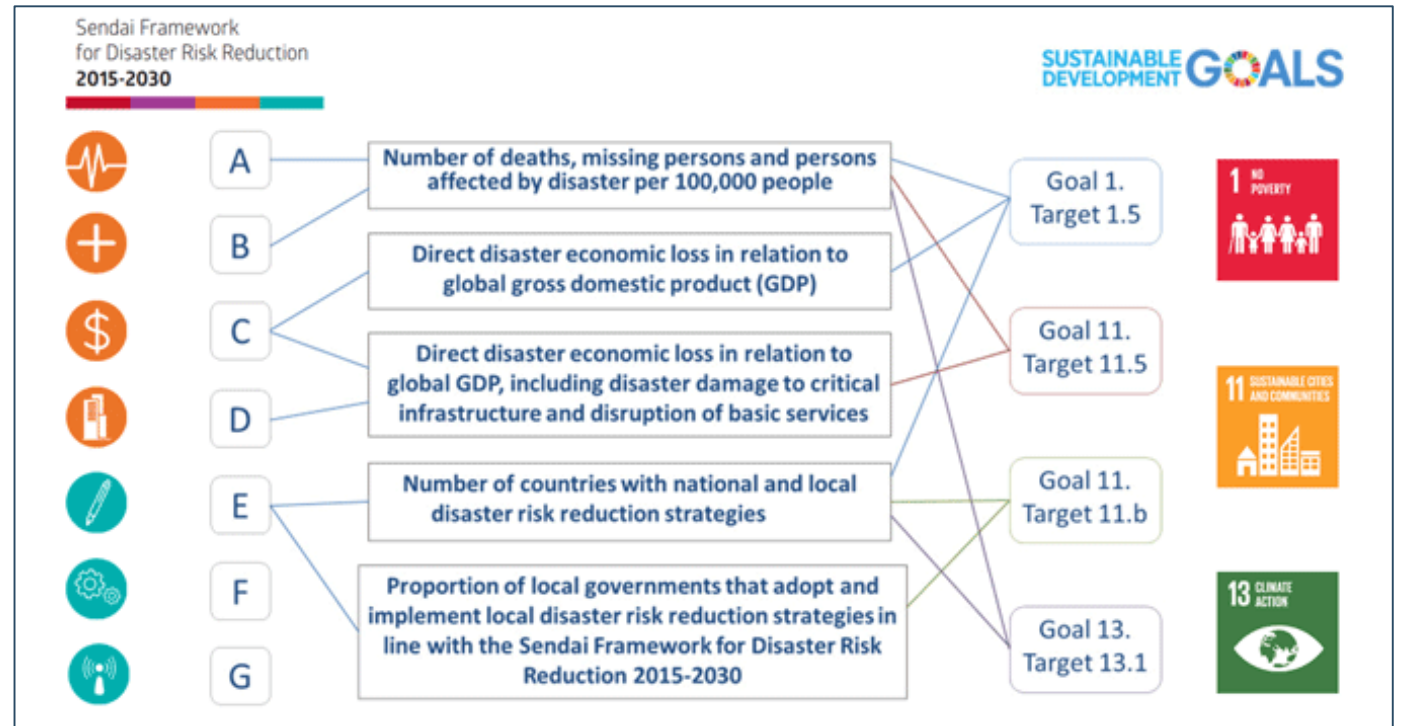
**Target G:** Increase availability and access to early warning systems and risk information



- The Sendai Framework for Disaster Risk Reduction 2015-2030 aims for the substantial reduction of disaster risk and losses in lives, livelihoods and health and in the economic, physical, social, cultural and environmental assets of persons, businesses, communities and countries.
- The Sendai Framework Monitor (SFM) has 7 Global Targets and 38 indicators to track progress.
- Country has assigned focal points and required to submit data to the SFM. National disaster management offices are the main reporting offices.
- It is the only UN official data portal for disaster-related data.
- National total is mandatory, data disaggregation is encouraged: by age, by sex, by income, by urban/rural, by hazard types, by assets category, and by geo-regions.
- Data submission is ongoing.
- <https://www.undrr.org/monitoring-sendai-framework>

# Sendai Framework Monitor alignments

- The Sendai Framework align to the **Paris Agreement** on Climate Change, closely with the Addis Ababa Action Agenda on Financing for Development, and the **Sustainable Development Goals**.
- It also contributes to the **Global Set** of Climate Change Statistics and Indicators.
- It has an important sub-system, the disaster loss data collection database “**DesInventar**”.
- <https://www.desinventar.net>



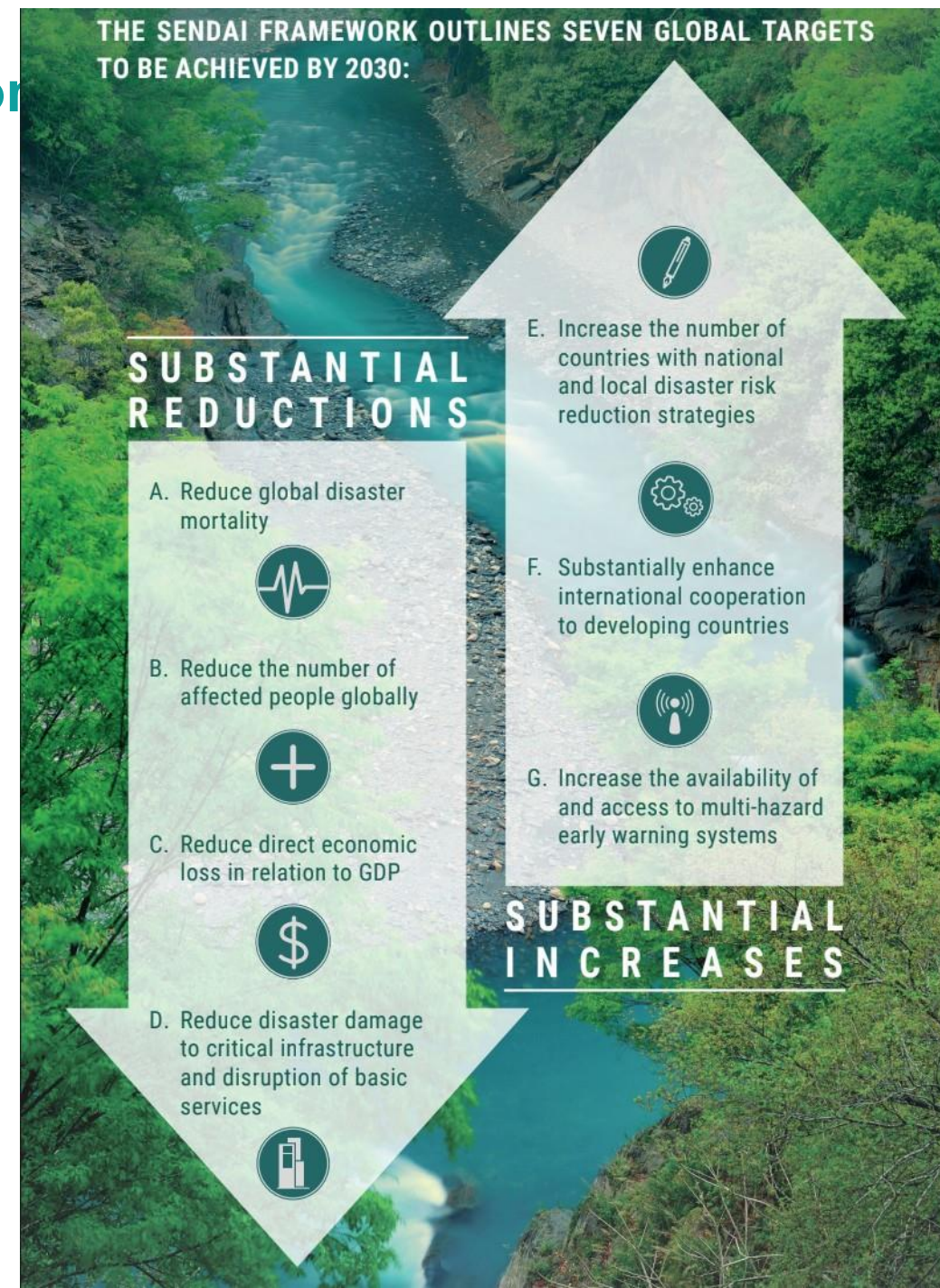


# Official DRR statistics: Sendai Framework Monitor



SFM Global Targets	No. of countries reporting
A	147
B	139
C	133
D	111
E	136
F	95
G	130

- Focus on preventing new disaster risks, reducing existing risks.
- Calls various measures to prevent and reduce hazard exposure and vulnerability, increase preparedness and recovery.
- **Midterm review of the Sendai Framework** in 2022 demonstrated the progress realized and challenges ahead. It shows that a culture of disaster prevention, resilience and responsible citizenship, commitment of countries is growing.





## SFM reporting by targets

- Regions fare differently in progress towards reducing losses and damages while improving DRR national strategies, early warning systems and international collaboration on DRR.

Per cent of countries reporting by region	A	B	C	D	E	F	G
Africa	66%	61%	59%	50%	57%	36%	57%
Americas and the Caribbean	74%	71%	71%	60%	63%	34%	46%
Arab States	73%	73%	68%	64%	68%	59%	73%
Asia and Pacific	83%	83%	76%	54%	83%	63%	80%
Europe and Central Asia	79%	70%	68%	60%	75%	53%	75%

<https://sendaimonitor.undrr.org/>

- Improvements were evident in **reducing global disaster mortality** and increasing the number of countries with **national and local DRR strategies**.
- The **LDCs, LLDCs and SIDS** bear unproportional burden of disasters, face growing risks hindering their progress in implementing the Sendai Framework and 2030 Agenda.
- Asia and Pacific region has higher reporting rates across targets; Africa, Arab States regions are facing more reporting challenges.
- The social and economic impacts of the **COVID-19** pandemic demonstrate extreme global exposure and vulnerability to biological hazards.

# Better understanding losses and damages

## DesInventar

generates official statistics in  
**110 countries**  
with losses and damages  
databases.

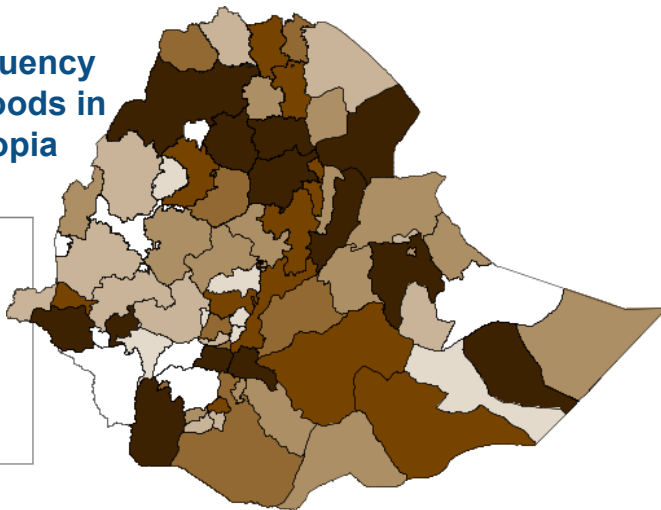



[www.desinventar.net](http://www.desinventar.net)

- Common metrics for measuring progress in Sendai and **SDGs** (and several other global agreements)
- Risk information applicable in the **Paris Agreement** Global Stocktake, **Global Goal for Adaptation**, other UNFCCC processes, **Early Warnings for All**.

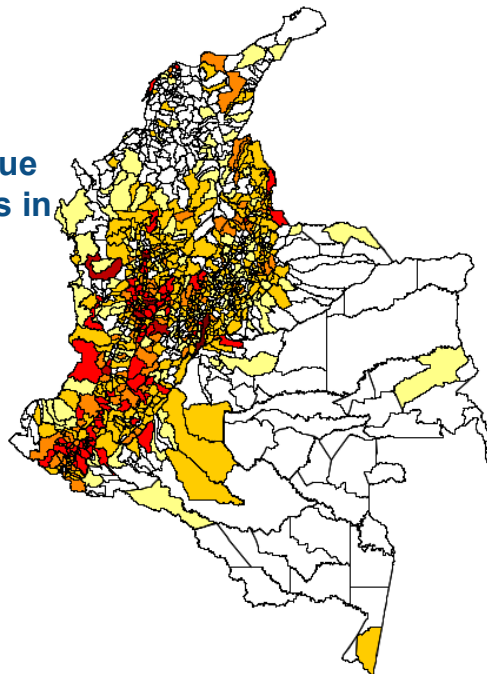
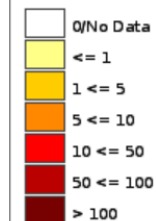
Frequency of floods in Ethiopia

Variable: DataCards



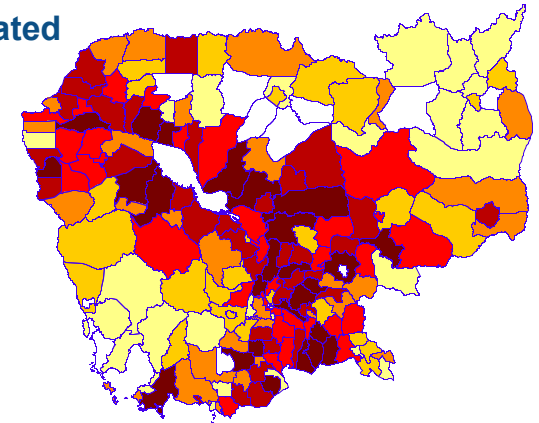

Houses damaged or destroyed due to landslides in Colombia

Variable: DataCards



Disaster-related mortality in Cambodia

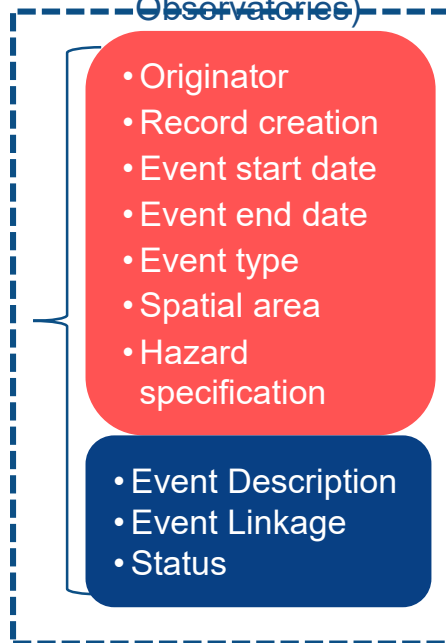
Variable: Deaths



# Developing a new-generation tracking system for disaster losses and damages

## Recording of Hazardous Events

National Hydro Met Agencies – Geophysics (Geological Surveys, Seismic / Volcanic Observatories)



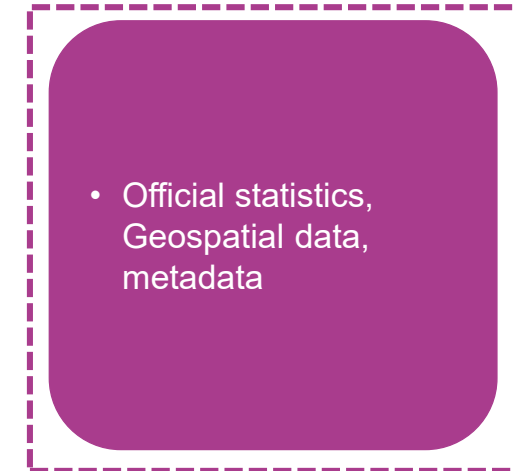
## Recording of Event Effects

National Disaster Management Organizations - DRR agencies (NDMOs, Civil Protection, etc.)



## Integrating Classifications (Standardisation, Context, Enhanced analytics)

Statistics Offices – Sector Entities



# Challenges and Key Takeaways

---

## Challenges

- Regional variation of data submission.
- Disaggregated data, event level data are highly sought after but are difficult to collect.
- Multi-sector data.
- Cross-border events, cascading events and slow onset events

## Key Takeaways

- Data sharing and breaking the silos; a forum for NSOs, NDMAs, Meteorological and Geo Services, LMAs.
- A global common framework for disaster related statistics can help all member states in strengthening their position in data collection, analysis, and use.
  - Cohering standard setting and capacity strengthening in its development.
- Enhanced capacity in most vulnerable countries.



# Thank you!

<https://sendaimonitor.undrr.org/>